



Kendriya Vidyalaya Rameswaram

Holiday Homework 2021

Class - III

Sub - EVS

KENDRIYA VIDYALAYA RAMESWARAM
3RD EVS

Summer break Homework

1. COLLECT 10 DIFFERENT TYPES OF LEAVES AND PASTE IT IN YOUR NOTE WITH PLANT NAME.
2. PASTE 5-5 PICTURES OF ANIMALS THAT LIVES IN WATER, AIR AND LAND.
3. WRITE A PARAGRAPH OF YOUR FAVORITE FESTIVAL AND PASTE THE PICTURE.
4. DRAW A FAMILY TREE AND PASTE THE PHOTOGRAPH OF YOUR FAMILY MEMBERS.
5. WRITE 5 WAYS TO SAVE WATER .
6. WRITE ALL THE CLASS NOTES IN YOUR EVS NOTEBOOK.

Sub – Mathametics

Dear Students,

Summer Vacation is round the corner, Hurray!! Have you started listing all exciting things you will do? . Why not have fun with a little bit of learning along the way? So here's a list of some enjoyable learning activities you can do at the noon time. Do them neatly and submit them after the vacations. Here are the ways by which you can make your holidays fun and learning at the same time:

- **Stay home stay safe, always wear a mask when go outside from Home or in crowed and maintain two yards distance.** Talk about things you see around. Speak in English and Hindi as much as possible.
- Help parents in small household chores like dusting, cleaning and watering the plants.
- Read story books in English and Hindi.

NOTE: Do all the Assignment in a neat and legible handwriting in the Homework notebook.

Pasting work to be done in scrap book.

Parents are requested to just guide the children to complete the task on their own.

SUB - MATHEMATICS

WEEK – 1

- Write and learn table of 2, 3 and 4.
- Write number name of 101 to 200.
- Make a balance to measure weight .

WEEK – 2

- Write and learn table of 5, 6 and 7.
- Observe different rupees note (10,20,50) and write the following details
 - 1) Number of languages
 - 2) Identify pictures and symbols given
- Practice and write five each 2-digit addition and 3- digit addition.

WEEK – 3




- Write and learn table of 8, 9 and 10.
- Use different mathematical shapes (triangle, rectangle, square, oval, etc. and make 2 different pictures and color it.
- Make any 5 patterns by drawing or collage.

WEEK – 4

- Write and learn table of 11, 12 and 13.
- Write the numbers using skip counting by 3's starting from 39 to 150.
- Make a rangoli design using dots grid.

WEEK – 5

- Write and learn table of 14 and 15.
- Make 5 cards each of circle ,triangle and rectangle and write 1 on circle , 10 on triangle ,100 on rectangle.(using thick chart paper of size $\frac{1}{4}$ of A-4 sheet)



Sub - Hindi

- शेखीबाज मक्खी पाठ का सारांश लिखो ।
- किसी एक त्योहार के बारे में लिखो जो तमिलनाडु में मनाया जाता है ।
- अपने कक्षा अध्यापक को एक दिन के अवकाश के लिए प्रार्थना पत्र लिखो ।
- अपने पसंदीदा खिलाड़ी पर निबंध लिखो ।
- संज्ञा के लिए परियोजना कार्य करें ।



- हर दो दिन में हिन्दी लेखन अभ्यास के लिए 5-5 लाइन अपनी हिन्दी पुस्तक से देखकर हिन्दी गृह कार्य पुस्तिका में लिखें ।
- प्रतिदिन हिन्दी पुस्तक का पठन अभ्यास करें ।

Sub – English

Dear Students,

Summer Vacation is round the corner, Hurray!! Have you started listing all exciting things you will do? . Why not have fun with a little bit of learning along the way? So here's a list of some enjoyable learning activities you can do at the noon time. Do them neatly and submit them after the vacations. Here are the ways by which you can make your holidays fun and learning at the same time:

- **Stay home stay safe, always wear a mask when go outside from Home or in crowd and maintain two yards distance.** Talk about things you see around. **Speak in English and Hindi as much as possible.**
- Help parents in small household chores like dusting, cleaning and watering the plants.
- **Read story books in English and Hindi.**

NOTE: Do all the Assignment in a neat and legible handwriting in the Homework notebook. Pasting work to be done in scrap book.

Parents are requested to just guide the children to complete the task on their own.

SUB - ENGLISH

- Practice reading one page daily.
- Practice “English speaking” with your parents, siblings and friends.

WEEK -1

- Read and learn poem “GOOD MORNING”.
- Collect the pictures of the following and paste in the notebook –Sun ,tree, birds, bees ,window.
- Write a paragraph on “MY MOTHER”.

WEEK -2

- Find out the names of the flowers and encircle them :

| | | | | | | | | |
|---|---|---|---|---|---|---|---|---|
| S | U | N | F | L | O | W | E | R |
| A | B | C | D | O | F | P | T | O |
| P | I | L | U | T | E | A | U | S |
| O | C | K | T | U | F | N | K | E |
| P | U | B | C | S | G | C | Y | T |
| P | D | A | I | S | Y | Y | S | U |
| Y | C | K | Y | A | B | C | N | M |
| E | M | S | J | F | K | N | L | L |

- Make two words each which have
1) Dd 2) Ee 3) Rr 4) Oo 5) Tt 6) Ss
- Make sentences using **IS, AM, ARE.**(2 EACH)

WEEK – 3

- Draw or make a collage of garden .
- Read and write one short story other than textbook.
- Learn poem “Birds Talk” with action.

WEEK -4

- Write rhyming words for :

1) Play 2) Ring 3) Bunny 4)Throw 4)Free
5)Feet

- Write five sentences on “National Bird”.
- Make a mask of water animals like(octopus , fish , crocodile, sea horse) .

WEEK -5

- Do loud reading of lesson “Magic Garden”.
- Learn and write a poem other than your textbook .
- Choose any 10 words of page 4 to 6 from your textbook and make new words by adding “ed” and “ing”